



**Congratulations on the purchase of your Underwater Kinetics all environment work light. The UK2AAA eLED MPL I light is tough enough for use in rain, snow, smoke, dust or hazardous locations (see listing.)**

**Features**

- High-intensity 1-watt white LED lasts thousands of hours without burning out
- Thermal Recovery System transfers heat from LED to warm batteries for better cold weather performance
- Twist ON/OFF front bezel switch
- Extra strong pocket clip
- Passes 6 foot drop test
- Watertight and dustproof up to 10 feet water depth
- Corrosion and impact resistant case
- Conforms to UL 783, 913 and ISA 12.12.01 for hazardous location usage

**Technical Data UK2AAA eLED MPL I -AN**

- batteries: 2 AAA/LR03 alkaline batteries
- lamp type: high-intensity LED
- test depth: 10(3) ft(m)
- beam travel: 211(64) ft (m)
- size: 3.2(81) x 1.10(28) x 0.87(22) in (mm)
- weight: 1.7 (48) oz (g) (incl. batteries)
- materials: ABS, Polycarbonate, TPU Rubber, Copper

**UK2AAA eLED MPL I - AN**



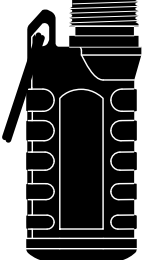
13807  
Bezel/LED  
Assembly



2 AAA  
Alkaline  
Batteries



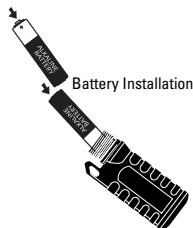
O-Ring



Case &  
Key Ring



Hat Clip



Battery Installation

**CERTIFICATION INFORMATION**

**UK2AAA eLED MPL I -AN**



CL I,II, III DIV 1 GROUP A-G, T4 Exia  
CONFORMS TO UL STD 783, UL STD  
913, AND CERTIFIED TO CSA STD  
C22.2 No. 157.

1. Read the instructions before use.
2. Do not open in hazardous locations.
3. Use only Part No. 13807 Bezel/LED Assembly.
4. Use only DURACELL MN2400, ENERGIZER EN92, or RAYOVAC 824 AA/LR6 alkaline batteries
5. Manufactured by Underwater Kinetics, 13400 Danielson Street Poway, CA 92064 USA tel (858) 513-9100; fax (858) 513-9111 info@uwkinetics.com

**WARNING**

Substitution of components may impair intrinsic safety.

**WARNING**

To reduce risk of a flammable or explosive atmosphere, batteries must be changed only in a location known to be non-hazardous.

**WARNING**

To reduce the risk of explosion, do not mix old batteries with used batteries, or mix batteries from different manufacturers

**WARNING**

Batteries can vent hydrogen gas and possibly cause an explosion (1) if they are installed without the proper polarity, (2) if they are not the same type, brand name and age or (3) if they are completely discharged.

- Load batteries according to the diagram.
- Discard all batteries as soon as they are drained or no longer produce light.
- Do not mix batteries of different type, brand or age.

**Battery Installation**

Unscrew the black bezel which contains the eLED module. It is one unit and should not be taken apart. Insert 2 alkaline AAA-size batteries into the case as shown to the left.

NOTE: The batteries must be inserted with the plus + end facing the reflector for the LED module to light. Make sure the O-ring and sealing surfaces are clean. Replace the bezel/eLED module by screwing it down over the o-ring.

**ON/OFF**

Screw the bezel down by twisting it clockwise until the lamp comes ON. Turn the light OFF with at least 1 1/2 turns counterclockwise of the bezel.

**O-Ring Seal**

The O-ring and threads must always be kept clean. Lightly lubricate the O-ring which seals the rubber covered bezel and case with silicone grease. Remove the O-ring by hand. Do not use tools.

**Care and Maintenance**

- Keep area around the O-ring clean.
- If the light floods, empty it immediately, rinse with fresh water and dry completely before reassembly.
- Replace the bezel / lamp module, which contains a hydrogen absorbing catalyst , if it gets wet.
- Do not store batteries in the light for long periods of time when not in use; they may leak and damage the light.

**WARRANTY**

Underwater Kinetics products are engineered for maximum performance and durability. All products carry a Limited Lifetime Warranty to the original retail purchaser to be free from defective material and workmanship under normal and intended use. In addition, the Underwater Kinetics Limited Warranty covers materials used in its products to the original purchaser, from the date of purchase, as follows: plastics for 10 years; rubber for 3 years, LED and electronics for 1 year, rechargeable batteries for 90 days.

In the event the original retail purchaser detects a defect in the material or workmanship, the product along with proof of purchase date should be returned to an authorized Underwater Kinetics dealer or directly to Underwater Kinetics with the postage prepaid. Underwater Kinetics agrees to repair or replace at Underwater Kinetics' sole discretion any product found to be defective in material or workmanship within the time period specified above. For the complete Limited Lifetime Warranty write to Underwater Kinetics or go to the web site [www.uwkinetics.com](http://www.uwkinetics.com).

Address all correspondence and returns to:

Underwater Kinetics, 13400 Danielson Street, Poway, CA 92064 or email [info@uwkinetics.com](mailto:info@uwkinetics.com)

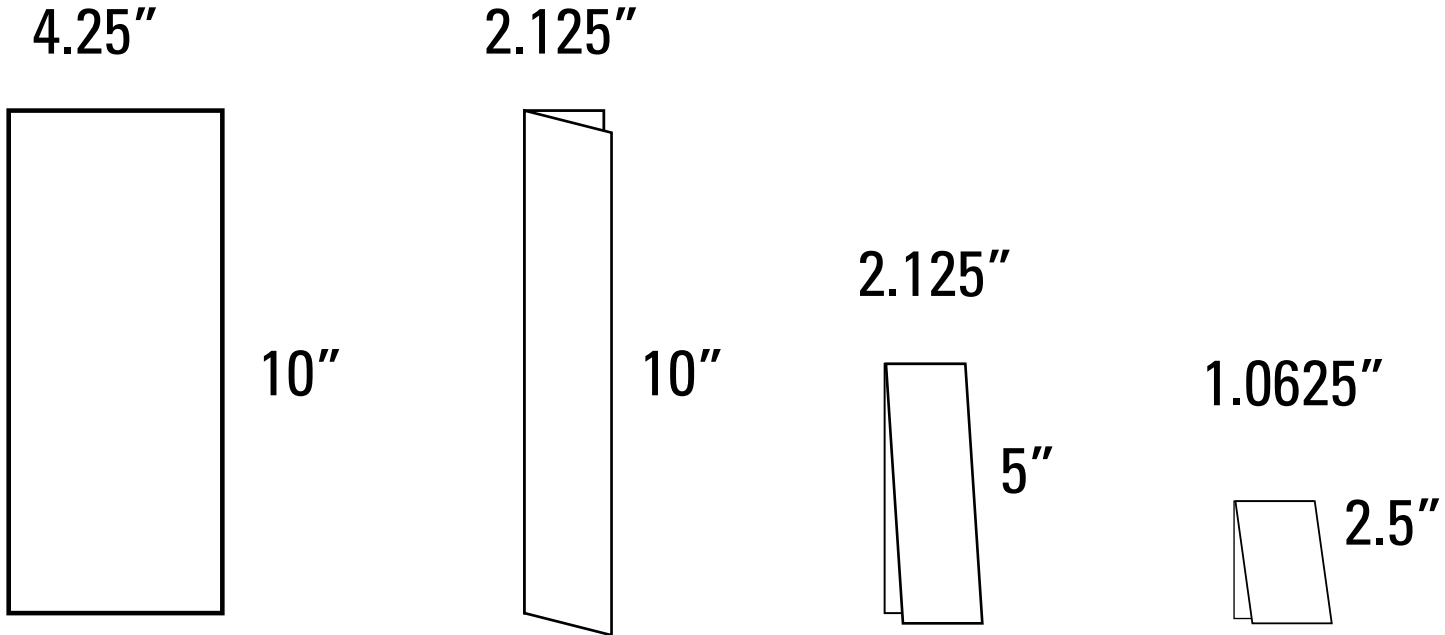
MPL- I AN Manual

**P/N: 400118**

Trim Size: 10 x 4.25 in

grayscale

Fold Size: 1.0625 x 2.5"



**FINAL FOLD SIZE:**

1.0625"

